

RESOLUTION NO. 95-54

\*\*\*\*\*

**BE IT RESOLVED** by the Township Trustees of Union Township, Butler County, Ohio that:

Whereas, the Butler County Budget Commission has proposed an alternate formula for the distribution of funds known as the 1995 Local Government Fund Alternative Method in Butler County, Ohio and


Whereas, the Board of Union Township Trustees has active appeals pending for the distribution of the said funds for the years 1994 and 1995, and

Whereas, the Board of Township Trustees is generally in favor of the method of distribution proposed in the alternate formula presented for consideration, but however; does not agree with all of the ancillary stipulations contained therein, now therefore:


BE IT HEREBY RESOLVED, that the Board of Union Township Trustees vote in favor of the distribution formula contained in the 1995 Local Government Fund Alternative Method. The Trustees further resolve that if the proposed formula is adopted - Union Township will withdraw and drop all currently active appeals pending relative to the past distributions of the Undivided Local Government Fund.


BE IT HEREBY FURTHER RESOLVED, that it is the sense of the Board of Union Township Trustees that as long as the future years distributions remain generally consistent with the spread sheets presented to the Township on 21 September, 1995, and attached hereto, the township will not file an appeal of the distributions.

Adopted the 29 day of November, 1995





  
Township Trustees

Attest:   
Township Clerk

EXAMPLE 1 BUTLER COUNTY BUDGET COMMISSION  
 EXAMPLE LGF 1 LGF 32 DISTRIBUTION FORMULA  
 PROJECTED 5% ANNUAL INCREASE

														1997			1997			1997		
														\$14,067,217								
1992	1992	1996	1996	CURRENT	\$	MAKE WHOLE	1996	1996	1996	1997	1992	FLOOR	ADDITIONAL	TOTAL	1997	1997	1997					
POP.	POP. %	POPULATION	POPULATION	ALLOCATION	DIFFERENCE	ADJUSTMENT	TOTAL	PER CAPITA	ALLOCATION	PERCENTAGE	POP.	ALLOCATION	ALLOCATION	ALLOCATION	POPULATION	PER CAPITA	ALLOCATION					
		PERCENTAGE	ALLOCATION				ALLOCATION	ALLOCATION			PERCENTAGE				ALLOCATION	ALLOCATION	PERCENTAGE					
Fairfield	41,115	0.13478516	0.07278399	\$975,113	\$460,969	\$514,144	(\$337,950)	\$637,163	\$15.50	0.04755885	0.08221895	41,115	\$460,969	\$556,775	\$1,017,743	\$1,156,592	\$24.75	0.07234859				
Hamilton	63,027	0.20924073	0.11298999	1,513,766	2,678,767	(1,165,001)	1,165,001	2,678,767	41.97	0.19994754	0.12763604		2,678,767	0	2,678,767	1,795,495	41.97	0.19042624				
Middletown	47,289	0.15502506	0.08371353	1,121,540	1,546,892	(425,353)	425,353	1,546,892	32.71	0.11546257	0.09456529		1,546,892	0	1,546,892	1,330,270	32.71	0.10996436				
Oxford	10,815	0.06160023	0.03330733	446,230	409,750	36,480	(23,978)	422,251	22.44	0.03151754	0.03762494	0	409,750	119,528	529,278	529,278	28.13	0.03762494				
Trenton	6,406	0.02100046	0.01134025	151,929	156,661	(4,732)	4,732	156,661	24.46	0.01169343	0.01281028	0	156,661	23,544	180,205	180,205	28.13	0.01281028				
College Corner	109	0.00035733	0.00019296	2,585	11,543	(8,958)	8,958	11,543	105.90	0.00086162	0.00021797		11,543	0	11,543	3,066	105.90	0.00082059				
Jacksonburg	52	0.00017047	0.00009205	1,233	27,268	(26,035)	26,035	27,268	524.39	0.00203535	0.00010399		27,268	0	27,268	1,463	524.39	0.00193843				
Millville	753	0.00246852	0.00133300	17,859	25,564	(7,705)	7,705	25,564	33.95	0.00190813	0.00150580		25,564	0	25,564	21,182	33.95	0.00181727				
Monroe	4,715	0.01545694	0.00834675	111,824	153,384	(41,559)	41,559	153,384	32.53	0.01144881	0.00942873		153,384	0	153,384	132,636	32.53	0.01090363				
New Miami	2,700	0.00885127	0.00477969	64,035	164,745	(100,710)	100,710	164,745	61.02	0.01229687	0.00539927		164,745	0	164,745	75,953	61.02	0.01171131				
Seven Mile	805	0.00263899	0.00142505	19,092	45,447	(26,355)	26,355	45,447	56.46	0.00339224	0.00160978		45,447	0	45,447	22,645	56.46	0.00323070				
Somerville	277	0.00090807	0.00049036	6,570	29,540	(22,971)	22,971	29,540	106.64	0.00220495	0.00055393		29,540	0	29,540	7,792	106.64	0.00209995				
Sharonville	2005	0.00657289	0.00354936	47,552	0	47,552	(31,256)	16,296	8.13	0.00121634	0.00400946	2,005	0	27,151	27,151	56,402	13.54	0.00193012				
Indian Springs	10,171	0.03334306	0.01800525	241,223	53,780	187,443	(123,207)	118,015	11.60	0.00880884	0.02033927	10,171	53,780	137,734	191,514	286,117	18.83	0.01361422				
Hanover	7,598	0.02490813	0.01345039	180,200	47,121	133,078	(87,473)	92,726	12.20	0.00692125	0.01519396	7,598	47,121	102,891	150,013	213,737	19.74	0.01066398				
Lemon	8,648	0.02835029	0.01530916	205,102	64,023	141,079	(92,732)	112,370	12.99	0.00838749	0.01729368	8,648	64,023	117,110	181,134	243,274	20.95	0.01287629				
Liberty	9,151	0.02999925	0.01619959	217,032	30,731	186,300	(122,456)	94,575	10.33	0.00705925	0.01829954	9,151	30,731	123,922	154,653	257,424	16.90	0.01099386				
Madison	8,747	0.02867483	0.01548441	207,450	43,536	163,914	(107,742)	99,708	11.40	0.00744238	0.01749165	8,747	43,536	118,451	161,987	246,059	18.52	0.01151519				
Milford	2,405	0.00788419	0.00425746	57,039	30,731	26,307	(17,292)	39,747	16.53	0.00296675	0.00480935	2,405	30,731	32,568	63,299	67,654	26.32	0.00449979				
Morgan	5,209	0.01707639	0.00922125	123,540	29,707	93,833	(61,677)	61,863	11.88	0.00461756	0.01041660	5,209	29,707	70,540	100,247	146,533	19.24	0.00712625				
Oxford	4,058	0.01330313	0.00718369	96,242	34,829	61,414	(40,368)	55,875	13.77	0.00417059	0.00811491	4,058	34,829	54,953	89,782	114,154	22.12	0.00638234				
Reily	2,492	0.00816939	0.00441147	59,102	29,707	29,395	(19,322)	39,780	15.96	0.00296927	0.00498333	2,492	29,707	33,746	63,453	70,102	25.46	0.00451072				
Ross	5,857	0.01920070	0.01036838	138,909	51,219	87,690	(57,639)	81,270	13.88	0.00606609	0.01171243	5,857	51,219	79,315	130,534	164,761	22.29	0.00927927				
St. Clair	4,997	0.01638140	0.00884596	118,512	58,902	59,611	(39,183)	79,330	15.88	0.00592131	0.00999266	4,997	58,902	67,669	126,570	140,569	25.33	0.00899754				
Union	43,424	0.14235463	0.07687150	1,029,874	60,133	969,742	(637,418)	392,457	9.04	0.02929362	0.08683633	43,424	60,133	588,043	648,175	1,221,545	14.93	0.04607701				
Wayne	3,416	0.01119849	0.00604719	81,016	35,853	45,163	(29,686)	51,330	15.03	0.00383138	0.00683108	3,416	35,853	46,259	82,112	96,094	24.04	0.00583714				
Park Board	0	0.00000000	0.03	401,921	417,872	(15,951)	0	401,921		0.03000000		0.03	422,017		422,017	422,017		0.03000000				
Butler County	0	0.00000000	0.43	5,760,861	6,698,675	(937,815)	0	5,760,861		0.42999999		0.36	5,064,198		5,064,198	5,064,198		0.36000000				
GRAND TOTAL	305,041	1.00000000	1.00	\$13,397,350	\$13,397,350	\$0	\$0	\$13,397,350		1.00000000		1.00	159,293	\$11,767,018	\$2,300,199	\$14,067,217	\$14,067,217		1.00000000			

13,397,350  
 (5,760,861)  
 (401,921)  
 -----  
 \$7,234,569

14,067,217  
 (11,767,018)  
 (143,072)  
 -----  
 2,157,127

EXAMPLE 1

	1998						1999									
	\$14,770,578						\$15,509,107									
	1998 POPULATION PERCENTAGE	1992 POP.	FLOOR ALLOCATION	ADDITIONAL ALLOCATION	TOTAL ALLOCATION	1998 POPULATION ALLOCATION	1998 PER CAPITA ALLOCATION	1998 ALLOCATION PERCENTAGE	1999 POPULATION PERCENTAGE	1992 POP.	FLOOR ALLOCATION	ADDITIONAL ALLOCATION	TOTAL ALLOCATION	1999 POPULATION ALLOCATION	1999 PER CAPITA ALLOCATION	1999 ALLOCATION PERCENTAGE
Fairfield	0.09030606	41,115	\$460,969	\$870,195	\$1,331,164	\$1,333,873	\$32.38	0.09012269	0.09030606	0	\$460,969	\$939,597	\$1,400,566	\$1,400,566	\$34.06	0.09030606
Hamilton	0.14019129		2,678,767	0	2,678,767	2,070,706	41.97	0.18135832	0.14019129		2,678,767	0	2,678,767	2,174,242	41.97	0.17272221
Middletown	0.10386679		1,546,892	0	1,546,892	1,534,173	32.71	0.10472796	0.10386679	0	1,546,892	63,989	1,610,881	1,610,881	34.06	0.10386679
Oxford	0.04132576	0	409,750	200,655	610,405	610,405	32.44	0.04132576	0.04132576	0	409,750	231,176	640,926	640,926	34.06	0.04132576
Trenton	0.01407031	0	156,661	51,166	207,827	207,827	32.44	0.01407031	0.01407031	0	156,661	61,557	218,218	218,218	34.06	0.01407031
College Corner	0.00023941		11,543	0	11,543	3,536	105.90	0.00078151	0.00023941		11,543	0	11,543	3,713	105.90	0.00074430
Jacksonburg	0.00011421		27,268	0	27,268	1,687	524.39	0.00184612	0.00011421		27,268	0	27,268	1,771	524.39	0.00175821
Millville	0.00165391		25,564	0	25,564	24,429	33.95	0.00173073	0.00165391	0	25,564	87	25,651	25,651	34.06	0.00165391
Monroe	0.01035615		153,384	0	153,384	152,966	32.53	0.01038441	0.01035615	0	153,384	7,231	160,615	160,615	34.06	0.01035615
New Miami	0.00593035		164,745	0	164,745	87,595	61.02	0.01115362	0.00593035		164,745	0	164,745	91,974	61.02	0.01062250
Seven Mile	0.00176812		45,447	0	45,447	26,116	56.46	0.00307686	0.00176812		45,447	0	45,447	27,422	56.46	0.00293034
Somerville	0.00060841		29,540	0	29,540	8,987	106.64	0.00199995	0.00060841		29,540	0	29,540	9,436	106.64	0.00190472
Sharonville	0.00403083	2,005	0	42,436	42,436	65,047	21.16	0.00287299	0.00403083	0	0	68,300	68,300	34.06	0.00440383	
Indian Springs	0.02233985	10,171	53,780	215,268	269,048	329,972	26.45	0.01821513	0.02233985	10,171	53,780	241,280	295,060	346,471	29.01	0.01902495
Hanover	0.01668845	7,598	47,121	160,811	207,932	246,498	27.37	0.01407747	0.01668845	7,598	47,121	180,243	227,364	258,823	29.92	0.01466003
Lemon	0.01899469	6,648	64,023	183,034	247,058	280,563	28.57	0.01672633	0.01899469	6,648	64,023	205,151	269,175	294,591	31.13	0.01735590
Liberty	0.02009949	9,151	30,731	193,680	224,411	296,881	24.52	0.01519313	0.02009949	9,151	30,731	217,084	247,815	311,725	27.08	0.01597866
Madison	0.01921214	8,747	43,536	185,130	228,665	283,774	26.14	0.01548114	0.01921214	8,747	43,536	207,500	251,036	297,963	28.70	0.01618633
Milford	0.00528240	0	30,731	47,293	78,024	78,024	32.44	0.00528240	0.00528240	0	30,731	51,194	81,925	81,925	34.06	0.00528240
Morgan	0.01144118	5,209	29,707	110,248	139,955	168,993	26.87	0.00947525	0.01144118	5,209	29,707	123,570	153,277	177,443	29.43	0.00988302
Oxford	0.00891310	4,058	34,829	85,887	120,716	131,652	29.75	0.00817274	0.00891310	4,058	34,829	96,265	131,094	138,234	32.31	0.00845273
Reily	0.00547349	0	29,707	51,140	80,847	80,847	32.44	0.00547349	0.00547349	0	29,707	55,182	84,889	84,889	34.06	0.00547349
Ross	0.01286447	5,857	51,219	123,963	175,182	190,016	29.91	0.01186018	0.01286447	5,857	51,219	138,942	190,161	199,516	32.47	0.01226123
St. Clair	0.01097554	0	58,902	103,213	162,115	162,115	32.44	0.01097554	0.01097554	0	58,902	111,319	170,221	170,221	34.06	0.01097554
Union	0.09537760	43,424	60,133	919,065	979,198	1,408,782	22.55	0.06629380	0.09537760	43,424	60,133	1,030,121	1,090,253	1,479,221	25.11	0.07029762
Wayne	0.00750299	3,416	35,853	72,299	108,153	110,824	31.66	0.00732216	0.00750299	0	35,853	80,512	116,365	116,365	34.06	0.00750299
Park Board	0.03000000	0	443,117	0	443,117	443,117		0.03000000	0.03000000	0	465,273		465,273	465,273		0.03000000
Butler County	0.30000000	0	4,431,173	0	4,431,173	4,431,173		0.30000000	0.30000000	0	4,652,732		4,652,732	4,652,732		0.30000000
GRAND TOTAL	1.00000000	149,399	\$11,155,094	\$2,615,484	\$14,770,578	\$14,770,578		1.00000000	1.00000000	102,863	\$11,398,808	\$4,110,298	\$15,509,107	\$15,509,107		1.00000000

14,770,578  
 (11,155,094)  
 (251,621)  
 (201,646)

---

3,162,017

15,509,107  
 (11,398,808)  
 (432,338)  
 (1,157,293)  
 (80,512)

---

\$2,440,156

EXAMPLE 1

	2000						2001									
	\$16,284,562						\$17,098,790									
	2000 POPULATION PERCENTAGE	1992 POP.	FLOOR ALLOCATION	ADDITIONAL ALLOCATION	TOTAL ALLOCATION	2000 POPULATION ALLOCATION	2000 PER CAPITA ALLOCATION	2000 ALLOCATION PERCENTAGE	2001 POPULATION PERCENTAGE	1992 POP.	FLOOR ALLOCATION	ADDITIONAL ALLOCATION	TOTAL ALLOCATION	2001 POPULATION ALLOCATION	2001 PER CAPITA ALLOCATION	2001 ALLOCATION PERCENTAGE
Fairfield	0.09030606	0	\$460,969	\$1,009,626	\$1,470,595	\$1,470,595	\$35.77	0.09030606	0.09030606	0	\$460,969	\$1,083,156	\$1,544,124	\$1,544,124	\$37.56	0.09030606
Hamilton	0.14019129		2,678,767	0	2,678,767	2,282,954	41.97	0.16449734	0.14019129		2,678,767	0	2,678,767	2,397,101	41.97	0.15666414
Middletown	0.10386679	0	1,546,892	144,533	1,691,425	1,691,425	35.77	0.10386679	0.10386679	0	1,546,892	229,104	1,775,996	1,775,996	37.56	0.10386679
Oxford	0.04132576	0	409,750	263,222	672,972	672,972	35.77	0.04132576	0.04132576	0	409,750	296,070	706,620	706,620	37.56	0.04132576
Trenton	0.01407031	0	156,661	72,468	229,129	229,129	35.77	0.01407031	0.01407031	0	156,661	83,924	240,585	240,585	37.56	0.01407031
College Corner	0.00023941		11,543	0	11,543	3,899	105.90	0.00070886	0.00023941		11,543	0	11,543	4,094	105.90	0.00067510
Jacksonburg	0.00011421		27,268	0	27,268	1,860	524.39	0.00167449	0.00011421		27,268	0	27,268	1,953	524.39	0.00159475
Millville	0.00165391	0	25,564	1,369	26,933	26,933	35.77	0.00165391	0.00165391	0	25,564	2,716	28,280	28,280	37.56	0.00165391
Monroe	0.01035615	0	153,384	15,262	168,645	168,645	35.77	0.01035615	0.01035615	0	153,384	23,694	177,078	177,078	37.56	0.01035615
New Miami	0.00593035		164,745	0	164,745	96,573	61.02	0.01011667	0.00593035		164,745	0	164,745	101,402	61.02	0.00963492
Seven Mile	0.00176812		45,447	0	45,447	28,793	56.46	0.00279080	0.00176812		45,447	0	45,447	30,233	56.46	0.00265791
Somerville	0.00060841		29,540	0	29,540	9,908	106.64	0.00181402	0.00060841		29,540	0	29,540	10,403	106.64	0.00172764
Sharonville	0.00440383	2,005	0	53,582	53,582	71,715	26.72	0.00329034	0.00440383	2,005	0	59,650	59,650	75,300	29.75	0.00346856
Indian Springs	0.02233985	10,171	53,780	271,810	325,590	363,795	32.01	0.01999378	0.02233985	10,171	53,780	302,594	356,374	381,984	35.04	0.02084207
Hanover	0.01668845	7,598	47,121	203,049	250,171	271,764	32.93	0.01536244	0.01668845	7,598	47,121	226,046	273,167	285,352	35.95	0.01597582
Lemon	0.01899469	8,648	64,023	231,110	295,133	309,320	34.13	0.01812348	0.01899469	8,648	64,023	257,284	321,308	324,786	37.15	0.01879124
Liberty	0.02009949	9,151	30,731	244,552	275,283	327,311	30.08	0.01690454	0.02009949	9,151	30,731	272,249	302,980	343,677	33.11	0.01771938
Madison	0.01921214	8,747	43,536	233,755	277,291	312,861	31.70	0.01702785	0.01921214	8,747	43,536	260,229	303,765	328,504	34.73	0.01776531
Milford	0.00528240	0	30,731	55,290	86,022	86,022	35.77	0.00528240	0.00528240	0	30,731	59,591	90,323	90,323	37.56	0.00528240
Morgan	0.01144118	5,209	29,707	139,206	168,912	186,315	32.43	0.01037255	0.01144118	5,209	29,707	154,971	184,678	195,630	35.45	0.01080067
Oxford	0.00891310	4,058	34,829	108,446	143,275	145,146	35.31	0.00879821	0.00891310	0	34,829	117,574	152,403	152,403	37.56	0.00891310
Reily	0.00547349	0	29,707	59,427	89,133	89,133	35.77	0.00547349	0.00547349	0	29,707	63,883	93,590	93,590	37.56	0.00547349
Ross	0.01286447	5,857	51,219	156,523	207,741	209,492	35.47	0.01275696	0.01286447	0	51,219	168,748	219,967	219,967	37.56	0.01286447
St. Clair	0.01097554	0	58,902	119,830	178,732	178,732	35.77	0.01097554	0.01097554	0	58,902	128,767	187,668	187,668	37.56	0.01097554
Union	0.09537760	43,424	60,133	1,160,465	1,220,598	1,553,183	28.11	0.07495428	0.09537760	43,424	60,133	1,291,895	1,352,027	1,630,842	31.14	0.07907153
Wayne	0.00750299	0	35,853	86,330	122,183	122,183	35.77	0.00750299	0.00750299	0	35,853	92,439	128,292	128,292	37.56	0.00750299
Park Board	0.03000000	0	488,537	0	488,537	488,537		0.03000000	0.03000000	0	512,964	0	512,964	512,964		0.03000000
Butler County	0.30000000	0	4,885,369	0	4,885,369	4,885,369		0.30000000	0.30000000	0	5,129,637	0	5,129,637	5,129,637		0.30000000
GRAND TOTAL	1.00000000	104,868	\$11,654,709	\$4,629,854	\$16,284,562	\$16,284,562		1.00000000	1.00000000	94,953	\$11,923,404	\$5,175,386	\$17,098,790	\$17,098,790		1.00000000

16,284,562  
 (11,654,709)  
 (496,853)  
 (1,330,503)

-----  
 \$2,892,497

17,098,790  
 (11,923,404)  
 (636,308)  
 (1,427,836)  
 (286,322)

-----  
 \$2,624,919

EXAMPLE 2 BUTLER COUNTY BUDGET COMMISSION  
EXAMPLE LGFA LGRAF DISTRIBUTION FORMULA  
PROJECTED 5% ANNUAL DECREASE

													1997			1997			1997		
													\$12,727,483								
1992	1996	1996	CURRENT	\$	MAKE WHOLE	1996	1996	1996	1997	1997	1997	1997	1997	1997	1997	1997	1997	1997	1997		
POP.	POP. %	POPULATION	POPULATION	DIFFERENCE	ADJUSTMENT	TOTAL	PER CAPITA	ALLOCATION	POPULATION	POP.	FLOOR	ADDITIONAL	TOTAL	POPULATION	PER CAPITA	ALLOCATION	PERCENTAGE	PERCENTAGE	PERCENTAGE		
		PERCENTAGE	ALLOCATION			ALLOCATION	ALLOCATION	PERCENTAGE	PERCENTAGE		ALLOCATION	ALLOCATION	ALLOCATION	ALLOCATION	ALLOCATION						
Fairfield	41,115	0.13476516	0.07278399	\$975,113	\$460,969	\$514,144	(\$337,950)	\$637,163	\$15.50	0.04755885	0.08221895	41,115	\$437,920	\$437,025	\$874,945	\$1,046,440	\$21.28	0.06874458			
Hamilton	63,827	0.20924073	0.11298999	1,513,766	2,678,767	(1,165,001)	1,165,001	2,678,767	41.97	0.19994754	0.12763684		2,544,829	0	2,544,829	1,624,496	39.87	0.19994754			
Middletown	47,289	0.15502506	0.08371353	1,121,540	1,546,892	(425,353)	425,353	1,546,892	32.71	0.11546257	0.09456529		1,469,548	0	1,469,548	1,203,578	31.08	0.11546257			
Oxford	18,815	0.06168023	0.03330733	446,230	409,750	36,480	(23,978)	422,251	22.44	0.03151754	0.03762494	0	389,263	89,608	478,871	478,871	25.45	0.03762494			
Trenton	6,406	0.02100046	0.01134025	151,929	156,661	(4,732)	4,732	156,661	24.46	0.01169343	0.01281028	0	148,828	14,215	163,043	163,043	25.45	0.01281028			
College Corner	109	0.00035733	0.00019296	2,585	11,543	(8,958)	8,958	11,543	105.90	0.00086162	0.00021797		10,966	0	10,966	2,774	100.61	0.00086162			
Jacksonburg	52	0.00017047	0.00009205	1,233	27,268	(26,035)	26,035	27,268	524.39	0.00203535	0.00010399		25,905	0	25,905	1,323	498.17	0.00203535			
Millville	753	0.00246852	0.00133300	17,859	25,564	(7,705)	7,705	25,564	33.95	0.00190813	0.00150580		24,286	0	24,286	19,165	32.25	0.00190813			
Monroe	4,715	0.01545694	0.00834675	111,824	153,384	(41,559)	41,559	153,384	32.53	0.01144881	0.00942873		145,715	0	145,715	120,004	30.90	0.01144881			
New Miami	2,700	0.00885127	0.00477969	64,035	164,745	(100,710)	100,710	164,745	61.02	0.01229687	0.00539927		156,508	0	156,508	68,719	57.97	0.01229687			
Seven Mile	805	0.00263899	0.00142505	19,092	45,447	(26,355)	26,355	45,447	56.46	0.00339224	0.00160978		43,175	0	43,175	20,488	53.63	0.00339224			
Somerville	277	0.00090807	0.00049036	6,570	29,540	(22,971)	22,971	29,540	106.64	0.00220495	0.00055393		28,063	0	28,063	7,050	101.31	0.00220495			
Sharonville	2,005	0.00657289	0.00354936	47,552	0	47,552	(31,256)	16,296	8.13	0.00121634	0.00400946	2,005	0	21,312	21,312	51,030	10.63	0.00167447			
Indian Springs	10,171	0.03334306	0.01800525	241,223	53,780	187,443	(123,207)	118,015	11.60	0.00880884	0.02033927	10,171	51,091	108,111	159,202	258,868	15.65	0.01250849			
Hanover	7,598	0.02490813	0.01345039	180,200	47,121	133,078	(87,473)	92,726	12.20	0.00692125	0.01519396	7,598	44,765	80,762	125,527	193,381	16.52	0.00986267			
Lenon	8,648	0.02835029	0.01530916	205,102	64,023	141,079	(92,732)	112,370	12.99	0.00838749	0.01729368	8,648	60,822	91,922	152,745	220,105	17.66	0.01200117			
Liberty	9,151	0.02999925	0.01619959	217,032	30,731	186,300	(122,456)	94,575	10.33	0.00705925	0.01829954	9,151	29,195	97,269	126,464	232,907	13.82	0.00993627			
Madison	8,747	0.02867483	0.01548441	207,450	43,536	163,914	(107,742)	99,708	11.40	0.00744238	0.01749165	8,747	41,359	92,975	134,334	222,625	15.36	0.01055463			
Milford	2,405	0.00788419	0.00425746	57,039	30,731	26,307	(17,292)	39,747	16.53	0.00296675	0.00480935	2,405	29,195	25,564	54,758	61,211	22.77	0.00430236			
Morgan	5,209	0.01707639	0.00922125	123,540	29,707	93,833	(61,677)	61,863	11.88	0.00461756	0.01041660	5,209	28,222	55,368	83,590	132,577	16.05	0.00656766			
Oxford	4,058	0.01330313	0.00718369	96,242	34,829	61,414	(40,368)	55,875	13.77	0.00417059	0.00811491	4,058	33,087	43,134	76,221	103,282	18.78	0.00598871			
Reily	2,492	0.00816939	0.00441147	59,102	29,707	29,395	(19,322)	39,780	15.96	0.00296927	0.00498333	2,492	28,222	26,488	54,710	63,425	21.95	0.00429856			
Ross	5,857	0.01920070	0.01036838	138,909	51,219	87,690	(57,639)	81,270	13.08	0.00606609	0.01171243	5,857	48,658	62,256	110,914	149,070	18.94	0.00871451			
St. Clair	4,997	0.01638140	0.00884596	118,512	58,902	59,611	(39,183)	79,330	15.88	0.00592131	0.00999266	4,997	55,957	53,115	109,071	127,181	21.83	0.00856975			
Union	43,424	0.14235463	0.07687150	1,029,874	60,133	969,742	(637,418)	392,457	9.04	0.02929362	0.08683633	43,424	57,126	461,568	518,694	1,105,208	11.94	0.04075386			
Wayne	3,416	0.01119849	0.00694719	81,016	35,853	45,163	(29,686)	51,330	15.03	0.00383138	0.00683108	3,416	34,061	36,310	70,370	86,942	20.60	0.00552901			
Park Board	0	0.00000000	0.03	401,921	417,872	(15,951)	0	401,921		0.03000000			381,824		381,824	381,824		0.03000000			
Butler County	0	0.00000000	0.43	5,760,861	6,698,675	(937,815)	0	5,760,861		0.42999999			4,581,894		4,581,894	4,581,894		0.36000000			
GRAND TOTAL	305,041	1.00000000	1.00	\$13,397,350	\$13,397,350	\$0	\$0	\$13,397,350		1.00000000		1.00	159,293	\$10,930,481	\$1,797,001	\$12,727,483	\$12,727,483		1.00000000		

13,397,350  
(5,760,861)  
(401,921)  
-----  
\$7,234,569

12,727,483  
(10,930,481)  
(103,823)  
-----  
1,693,178

EXAMPLE 2

	1998						1999									
	\$12,091,108						\$11,486,553									
	1998 POPULATION PERCENTAGE	1992 POP.	FLOOR ALLOCATION	ADDITIONAL ALLOCATION	TOTAL ALLOCATION	1998 POPULATION PERCENTAGE	1998 PER CAPITA ALLOCATION	1998 ALLOCATION PERCENTAGE	1999 POPULATION PERCENTAGE	1992 POP.	FLOOR ALLOCATION	ADDITIONAL ALLOCATION	TOTAL ALLOCATION	1999 POPULATION ALLOCATION	1999 PER CAPITA ALLOCATION	1999 ALLOCATION PERCENTAGE
Fairfield	0.09030606	41,115	\$416,024	\$586,942	\$1,002,966	\$1,091,900	\$24.39	0.08295069	0.09030606	41,115	\$395,223	\$557,594	\$952,818	\$1,037,305	\$23.17	0.08295069
Hamilton	0.14019129		2,417,587	0	2,417,587	1,695,068	37.88	0.19994754	0.14019129		2,296,708	0	2,296,708	1,610,315	35.98	0.19994754
Middletown	0.10386679		1,396,070	0	1,396,070	1,255,865	29.52	0.11546257	0.10386679		1,326,267	0	1,326,267	1,193,071	28.05	0.11546257
Oxford	0.04132576	0	369,799	129,875	499,674	499,674	26.56	0.04132576	0.04132576	0	351,309	123,381	474,690	474,690	25.23	0.04132576
Trenton	0.01407031	0	141,387	28,739	170,126	170,126	26.56	0.01407031	0.01407031	0	134,317	27,302	161,619	161,619	25.23	0.01407031
College Corner	0.00023941		10,418	0	10,418	2,895	95.58	0.00086162	0.00023941		9,897	0	9,897	2,750	90.80	0.00086162
Jacksonburg	0.00011421		24,610	0	24,610	1,301	473.26	0.00203535	0.00011421		23,379	0	23,379	1,312	449.60	0.00203535
Millville	0.00165391		23,071	0	23,071	19,998	30.64	0.00190813	0.00165391		21,918	0	21,918	18,998	29.11	0.00190813
Honroe	0.01035615		138,429	0	138,429	125,217	29.36	0.01144881	0.01035615		131,507	0	131,507	118,956	27.89	0.01144881
New Miami	0.00593035		148,683	0	148,683	71,705	55.07	0.01229687	0.00593035		141,249	0	141,249	68,119	52.31	0.01229687
Seven Mile	0.00176812		41,016	0	41,016	21,379	50.95	0.00339224	0.00176812		38,965	0	38,965	20,310	48.40	0.00339224
Somerville	0.00060841		26,660	0	26,660	7,356	96.25	0.00220495	0.00060841		25,327	0	25,327	6,989	91.43	0.00220495
Sharonville	0.00440383	2,005	0	28,623	28,623	53,247	14.20	0.00236724	0.00440383	2,005	0	27,191	27,191	50,585	13.56	0.00236724
Indian Springs	0.02233985	10,171	48,536	145,197	193,733	270,114	19.05	0.01602279	0.02233985	10,171	46,109	137,937	184,047	256,608	18.10	0.01602279
Hanover	0.01668845	7,598	42,527	108,466	150,993	201,782	19.87	0.01248794	0.01668845	7,598	40,401	103,043	143,443	191,693	18.88	0.01248794
Lemon	0.01899469	8,648	57,781	123,455	181,237	229,667	20.96	0.01498924	0.01899469	8,648	54,892	117,283	172,175	218,184	19.91	0.01498924
Liberty	0.02009949	9,151	27,735	130,636	158,371	243,025	17.31	0.01309814	0.02009949	9,151	26,348	124,104	150,452	230,874	16.44	0.01309814
Kadison	0.01921214	8,747	39,291	124,869	164,160	232,296	18.77	0.01357691	0.01921214	8,747	37,327	118,625	155,952	220,681	17.83	0.01357691
Wilford	0.00528240	2,405	27,735	34,333	62,068	63,870	25.81	0.00513334	0.00528240	2,405	26,348	32,616	58,964	60,677	24.52	0.00513334
Horgan	0.01144118	5,209	26,810	74,362	101,172	138,337	19.42	0.00836748	0.01144118	5,209	25,470	70,644	96,113	131,420	18.45	0.00836748
Oxford	0.00891310	4,058	31,433	57,930	89,363	107,769	22.02	0.00739084	0.00891310	4,058	29,861	55,034	84,895	102,381	20.92	0.00739084
Reily	0.00547349	2,492	26,810	35,575	62,385	66,181	25.03	0.00515960	0.00547349	2,492	25,470	33,796	59,266	62,872	23.78	0.00515960
Ross	0.01286447	5,857	46,225	83,612	129,837	155,546	22.17	0.01073823	0.01286447	5,857	43,914	79,432	123,345	147,768	21.06	0.01073823
St. Clair	0.01097554	4,997	53,159	71,335	124,494	132,706	24.91	0.01029632	0.01097554	4,997	50,501	67,768	118,269	126,071	23.67	0.01029632
Union	0.09537760	43,424	54,270	619,904	674,173	1,153,221	15.53	0.05575779	0.09537760	43,424	51,556	588,909	640,465	1,095,560	14.75	0.05575779
Wayne	0.00750299	3,416	32,357	48,765	81,123	90,719	23.75	0.00670931	0.00750299	3,416	30,740	46,327	77,067	86,184	22.56	0.00670931
Park Board	0.03000000	0	362,733	0	362,733	362,733		0.03000000	0.03000000	0	344,597		344,597	344,597		0.03000000
Butler County	0.30000000	0	3,627,333	0	3,627,333	3,627,333		0.30000000	0.30000000	0	3,445,966		3,445,966	3,445,966		0.30000000
GRAND TOTAL	1.00000000	159,293	\$9,658,491	\$2,432,618	\$12,091,108	\$12,091,108		1.00000000	1.00000000	159,293	\$9,175,566	\$2,310,987	\$11,486,553	\$11,486,553		1.00000000

12,091,108  
(9,658,491)  
(158,614)

11,486,553  
(9,175,566)  
(150,683)

2,274,004

\$2,160,304

EXAMPLE 2

	2000											2001				
	\$10,912,225											\$10,366,614				
	2000 POPULATION PERCENTAGE	1992 POP.	FLOOR ALLOCATION	ADDITIONAL ALLOCATION	TOTAL ALLOCATION	2000 POPULATION ALLOCATION	2000 PER CAPITA ALLOCATION	2000 ALLOCATION PERCENTAGE	2001 POPULATION PERCENTAGE	1992 POP.	FLOOR ALLOCATION	ADDITIONAL ALLOCATION	TOTAL ALLOCATION	2001 POPULATION ALLOCATION	2001 PER CAPITA ALLOCATION	2001 ALLOCATION PERCENTAGE
Fairfield	0.09030606	41,115	\$375,462	\$529,715	\$905,177	\$985,440	\$22.02	0.08295069	0.09030606	41,115	\$356,689	\$503,229	\$859,918	\$936,168	\$20.91	0.08295069
Hamilton	0.14019129		2,181,873	0	2,181,873	1,529,799	34.18	0.19994754	0.14019129		2,072,779	0	2,072,779	1,453,309	32.47	0.19994754
Middletown	0.10386679		1,259,954	0	1,259,954	1,133,418	26.64	0.11546257	0.10386679		1,196,956	0	1,196,956	1,076,747	25.31	0.11546257
Oxford	0.04132576	0	333,744	117,212	450,956	450,956	23.97	0.04132576	0.04132576	0	317,057	111,351	428,408	428,408	22.77	0.04132576
Trenton	0.01407031	0	127,601	25,937	153,538	153,538	23.97	0.01407031	0.01407031	0	121,221	24,640	145,861	145,861	22.77	0.01407031
College Corner	0.00023941		9,402	0	9,402	2,613	86.26	0.00086162	0.00023941		8,932	0	8,932	2,482	81.95	0.00086162
Jacksonburg	0.00011421		22,210	0	22,210	1,246	427.12	0.00203535	0.00011421		21,100	0	21,100	1,184	405.76	0.00203535
Millville	0.00165391		20,822	0	20,822	18,048	27.65	0.00190813	0.00165391		19,781	0	19,781	17,145	26.27	0.00190813
Monroe	0.01035615		124,932	0	124,932	113,009	26.50	0.01144881	0.01035615		118,685	0	118,685	107,358	25.17	0.01144881
New Miami	0.00593035		134,186	0	134,186	64,713	49.70	0.01229687	0.00593035		127,477	0	127,477	61,478	47.21	0.01229687
Seven Mile	0.00176812		37,017	0	37,017	19,294	45.98	0.00339224	0.00176812		35,166	0	35,166	18,329	43.60	0.00339224
Somerville	0.00060841		24,061	0	24,061	6,639	86.86	0.00220495	0.00060841		22,850	0	22,850	6,307	82.52	0.00220495
Sharonville	0.00440383	2,005	0	25,832	25,832	48,056	12.88	0.00236724	0.00440383	2,005	0	24,540	24,540	45,653	12.24	0.00236724
Indian Springs	0.02233985	10,171	43,804	131,040	174,844	243,777	17.19	0.01602279	0.02233985	10,171	41,614	124,488	166,102	231,589	16.33	0.01602279
Hanover	0.01668845	7,598	38,381	97,891	136,271	182,108	17.94	0.01248794	0.01668845	7,598	36,462	92,996	129,458	173,003	17.04	0.01248794
Lenon	0.01899469	8,648	52,147	111,419	163,566	207,274	18.91	0.01498924	0.01899469	8,648	49,540	105,848	155,388	196,911	17.97	0.01498924
Liberty	0.02009949	9,151	25,031	117,899	142,930	219,330	15.62	0.01309814	0.02009949	9,151	23,779	112,004	135,783	208,364	14.84	0.01309814
Madison	0.01921214	8,747	35,460	112,694	148,154	209,647	16.94	0.01357691	0.01921214	8,747	33,687	107,059	140,747	199,165	16.09	0.01357691
Milford	0.00528240	2,405	25,031	30,985	56,016	57,643	23.29	0.00513334	0.00528240	2,405	23,779	29,436	53,215	54,761	22.13	0.00513334
Morgan	0.01144118	5,209	24,196	67,111	91,308	124,849	17.53	0.00836748	0.01144118	5,209	22,987	63,756	86,742	118,606	16.65	0.00836748
Oxford	0.00891310	4,058	28,368	52,282	80,650	97,262	19.87	0.00739084	0.00891310	4,058	26,950	49,668	76,618	92,399	18.88	0.00739084
Reilly	0.00547349	2,492	24,196	32,106	56,303	59,728	22.59	0.00515960	0.00547349	2,492	22,987	30,501	53,488	56,742	21.46	0.00515960
Ross	0.01286447	5,857	41,718	75,460	117,178	140,380	20.01	0.01073823	0.01286447	5,857	39,632	71,687	111,319	133,361	19.01	0.01073823
St. Clair	0.01097554	4,997	47,976	64,380	112,356	119,768	22.48	0.01029632	0.01097554	4,997	45,577	61,161	106,738	113,779	21.36	0.01029632
Union	0.09537760	43,424	48,978	559,463	608,442	1,040,782	14.01	0.05575779	0.09537760	43,424	46,529	531,490	578,019	988,743	13.31	0.05575779
Wayne	0.00750299	3,416	29,203	44,011	73,213	81,874	21.43	0.00670931	0.00750299	3,416	27,743	41,810	69,553	77,781	20.36	0.00670931
Park Board	0.03000000	0	327,367	0	327,367	327,367	0.03000000	0.03000000	0	0	310,998	0	310,998	310,998	0.03000000	
Butler County	0.30000000	0	3,273,668	0	3,273,668	3,273,668	0.30000000	0.30000000	0	0	3,109,984	0	3,109,984	3,109,984	0.30000000	
GRAND TOTAL	1.00000000	159,293	\$8,716,788	\$2,195,438	\$10,912,225	\$10,912,225	1.00000000	1.00000000	159,293	\$8,280,948	\$2,085,666	\$10,366,614	\$10,366,614		1.00000000	

10,912,225  
(8,716,788)  
(143,149)

10,366,614  
(8,280,948)  
(135,992)

\$2,052,289

\$1,949,674

BUTLER COUNTY BUDGET COMMISSION  
 EXAMPLE LGF+LGRAF DISTRIBUTION FORMULA  
 PROJECTED 5% ANNUAL INCREASE, 20% IN 1999

	1992		1996		CURRENT ALLOCATION	\$ DIFFERENCE	MAKE WHOLE ADJUSTMENT	1996		1996 ALLOCATION PERCENTAGE	1997			1997				
	POP.	POP. %	POPULATION PERCENTAGE	POPULATION ALLOCATION				TOTAL ALLOCATION	PER CAPITA ALLOCATION		POPULATION PERCENTAGE	POPULATION PERCENTAGE	1992 POP.	FLOOR ALLOCATION	ADDITIONAL ALLOCATION	TOTAL ALLOCATION	1997 POPULATION ALLOCATION	1997 PER CAPITA ALLOCATION
Airfield	41,115	0.13478516	0.07278399	\$975,113	\$460,969	\$514,144	(\$337,950)	\$637,163	\$15.50	0.04755885	0.08221895	41,115	\$460,969	\$556,775	\$1,017,743	\$1,156,592	\$24.75	0.07234859
Amilton	63,827	0.20924073	0.11298999	1,513,766	2,678,767	(1,165,001)	1,165,001	2,678,767	41.97	0.19994754	0.12763684		2,678,767	0	2,678,767	1,795,495	41.97	0.19042624
Beddletown	47,289	0.15502506	0.08371353	1,121,540	1,546,892	(425,353)	425,353	1,546,892	32.71	0.11546257	0.09456529		1,546,892	0	1,546,892	1,330,270	32.71	0.10996436
Bedford	18,815	0.06168023	0.03330733	446,230	409,750	36,480	(23,978)	422,251	22.44	0.03151754	0.03762494	0	409,750	119,528	529,278	529,278	28.13	0.03762494
Brenton	6,406	0.02100046	0.01134025	151,929	156,661	(4,732)	4,732	156,661	24.46	0.01169343	0.01281028	0	156,661	23,544	180,205	180,205	28.13	0.01281028
College Corner	109	0.00035733	0.00019296	2,585	11,543	(8,958)	8,958	11,543	105.90	0.00086162	0.00021797		11,543	0	11,543	3,066	105.90	0.00082059
Dacksonburg	52	0.00017047	0.00009205	1,233	27,268	(26,035)	26,035	27,268	524.39	0.00203535	0.00010399		27,268	0	27,268	1,463	524.39	0.00193843
Dillville	753	0.00246852	0.00133300	17,859	25,564	(7,705)	7,705	25,564	33.95	0.00190813	0.00150580		25,564	0	25,564	21,182	33.95	0.00181727
Dunrooe	4,715	0.01545694	0.00834675	111,824	153,384	(41,559)	41,559	153,384	32.53	0.01144881	0.00942873		153,384	0	153,384	132,636	32.53	0.01090363
Dew Hissai	2,700	0.00885127	0.00477969	64,035	164,745	(100,710)	100,710	164,745	61.02	0.01229687	0.00539927		164,745	0	164,745	75,953	61.02	0.01171131
Deven Mile	805	0.00263999	0.00142505	19,092	45,447	(26,355)	26,355	45,447	56.46	0.00339224	0.00160978		45,447	0	45,447	22,645	56.46	0.00323070
Doverville	277	0.00090807	0.00049036	6,570	29,540	(22,971)	22,971	29,540	106.64	0.00220495	0.00055393		29,540	0	29,540	7,792	106.64	0.00209995
Dharonville	2,005	0.00657289	0.00354936	47,552	0	47,552	(31,256)	16,296	8.13	0.00121634	0.00400946	2,005	0	27,151	27,151	56,402	13.54	0.00193012
Dndian Springs	10,171	0.03334306	0.01800525	241,223	53,780	187,443	(123,207)	118,015	11.60	0.00880884	0.02033927	10,171	53,780	137,734	191,514	286,117	18.83	0.01361422
Dranover	7,598	0.02490813	0.01345039	180,200	47,121	133,078	(87,473)	92,726	12.20	0.00692125	0.01519396	7,598	47,121	102,891	150,013	213,737	19.74	0.01066398
Dronon	8,648	0.02835029	0.01530916	205,102	64,023	141,079	(92,732)	112,370	12.99	0.00838749	0.01729368	8,648	64,023	117,110	181,134	243,274	20.95	0.01287629
Dliberty	9,151	0.02999925	0.01619959	217,032	30,731	186,300	(122,456)	94,575	10.33	0.00705925	0.01829954	9,151	30,731	123,922	154,653	257,424	16.90	0.01099386
Dladison	8,747	0.02867483	0.01548441	207,450	43,536	163,914	(107,742)	99,708	11.40	0.00744238	0.01749165	8,747	43,536	118,451	161,987	246,059	18.52	0.01151519
Dlilford	2,405	0.00788419	0.00425746	57,039	30,731	26,307	(17,292)	39,747	16.53	0.00296675	0.00480935	2,405	30,731	32,568	63,299	67,654	26.32	0.00449979
Dlorgan	5,209	0.01707639	0.00922125	123,540	29,707	93,833	(61,677)	61,863	11.88	0.00461756	0.01041660	5,209	29,707	70,540	100,247	146,533	19.24	0.00712625
Dlxford	4,058	0.01330313	0.00718369	96,242	34,829	61,414	(40,368)	55,875	13.77	0.00417059	0.00811491	4,058	34,829	54,953	89,782	114,154	22.12	0.00638234
Dlily	2,492	0.00816939	0.00441147	59,102	29,707	29,395	(19,322)	39,780	15.96	0.00296927	0.00498333	2,492	29,707	33,746	63,453	70,102	25.46	0.00451072
Dloss	5,857	0.01920070	0.01036838	138,909	51,219	87,690	(57,639)	81,270	13.88	0.00606609	0.01171243	5,857	51,219	79,315	130,534	164,761	22.29	0.00927927
Dl. Clair	4,997	0.01638140	0.00884596	118,512	58,902	59,611	(39,183)	79,330	15.88	0.00592131	0.00999266	4,997	58,902	67,669	126,570	140,569	25.33	0.00899754
Dlnion	43,424	0.14235463	0.07687150	1,029,874	60,133	969,742	(537,418)	392,457	9.04	0.02929362	0.08683633	43,424	60,133	588,043	648,175	1,221,545	14.93	0.04607701
Dlayne	3,416	0.01119849	0.00604719	81,016	35,853	45,163	(29,686)	51,330	15.03	0.00383138	0.00683108	3,416	35,853	46,259	82,112	96,094	24.04	0.00583714
Dark Board	0	0.00000000	0.03	401,921	417,872	(15,951)	0	401,921	0.03000000		0.03		422,017		422,017	422,017		0.03000000
Dutler County	0	0.00000000	0.43	5,760,861	6,698,675	(937,815)	0	5,760,861	0.42999999		0.36		5,064,198		5,064,198	5,064,198		0.36000000
<b>BAND TOTAL</b>	<b>305,041</b>	<b>1.00000000</b>	<b>1.00</b>	<b>\$13,397,350</b>	<b>\$13,397,350</b>	<b>\$0</b>	<b>\$0</b>	<b>\$13,397,350</b>	<b>1.00000000</b>	<b>1.00</b>	<b>159,293</b>	<b>\$11,767,018</b>	<b>\$2,300,199</b>	<b>\$14,067,217</b>	<b>\$14,067,217</b>			<b>1.00000000</b>

13,397,350  
 (5,760,861)  
 (401,921)  
 \$7,234,569

14,067,217  
 (11,767,018)  
 (143,072)

2,157,127



AMPLE 3

	1998										1999					
	\$14,770,578										\$17,724,693					
	1998 POPULATION PERCENTAGE	1992 POP.	FLOOR ALLOCATION	ADDITIONAL ALLOCATION	TOTAL ALLOCATION	1998 POPULATION	1998 PER CAPITA ALLOCATION	1998 ALLOCATION PERCENTAGE	1999 POPULATION PERCENTAGE	1992 POP.	FLOOR ALLOCATION	ADDITIONAL ALLOCATION	TOTAL ALLOCATION	1999 POPULATION ALLOCATION	1999 PER CAPITA ALLOCATION	1999 ALLOCATION PERCENTAGE
Airfield	0.09030606	41,115	\$460,969	\$870,195	\$1,331,164	\$1,333,873	\$32.38	0.09012269	0.09030606	0	\$460,969	\$1,139,678	\$1,600,647	\$1,600,647 *	\$38.93	0.09030606
Amilton	0.14019129		2,678,767	0 *	2,678,767	2,070,706	41.97	0.18135832	0.14019129		2,678,767	0 *	2,678,767	2,484,848	41.97	0.15113193
Beddletown	0.10386679		1,546,892	0 *	1,546,892	1,534,173	32.71	0.10472796	0.10386679	0	1,546,892	294,115	1,841,007	1,841,007 *	38.93	0.10386679
Bedford	0.04132576	0	409,750	200,655	610,405	610,405 *	32.44	0.04132576	0.04132576	0	409,750	322,736	732,486	732,486 *	38.93	0.04132576
Benton	0.01407031	0	156,661	51,166	207,827	207,827 *	32.44	0.01407031	0.01407031	0	156,661	92,731	249,392	249,392 *	38.93	0.01407031
College Corner	0.00023941		11,543	0 *	11,543	3,536	105.90	0.00078151	0.00023941		11,543	0 *	11,543	4,243	105.90	0.00065126
Cocksonburg	0.00011421		27,268	0 *	27,268	1,687	524.39	0.00184612	0.00011421		27,268	0 *	27,268	2,024	524.39	0.00153844
Cliffville	0.00165391		25,564	0 *	25,564	24,429	33.95	0.00173073	0.00165391	0	25,564	3,751	29,315	29,315 *	38.93	0.00165391
Conroe	0.01035615		153,384	0 *	153,384	152,966	32.53	0.01038441	0.01035615	0	153,384	30,176	183,560	183,560 *	38.93	0.01035615
East Miami	0.00593035		164,745	0 *	164,745	87,595	61.02	0.01115362	0.00593035		164,745	0 *	164,745	105,114	61.02	0.00929469
Eastview Mile	0.00176812		45,447	0 *	45,447	26,116	56.46	0.00307686	0.00176812		45,447	0 *	45,447	31,339	56.46	0.00256405
Eastonville	0.00060841		29,540	0 *	29,540	8,987	106.64	0.00199995	0.00060841		29,540	0 *	29,540	10,784	106.64	0.00166663
Eastonville	0.00440383	2,005	0	42,436	42,436	65,047	21.16	0.00287299	0.00440383	2,005	0	64,490	64,490	78,057	32.16	0.00363844
Indian Springs	0.02233985	10,171	53,780	215,268	269,048	329,972	26.45	0.01821513	0.02233985	10,171	53,780	327,147	380,926	395,967	37.45	0.02149128
Manchester	0.01668845	7,598	47,121	160,811	207,932	246,498	27.37	0.01407747	0.01668845	7,598	47,121	244,387	291,508	295,798	38.37	0.01644646
Manheim	0.01899469	8,648	64,023	183,034	247,058	280,563	28.57	0.01672633	0.01899469	0	64,023	272,652	336,675	336,675 *	38.93	0.01899469
Marbleton	0.02009949	9,151	30,731	193,680	224,411	296,881	24.52	0.01519313	0.02009949	9,151	30,731	294,339	325,070	356,257	35.52	0.01833995
Marion	0.01921214	8,747	43,536	185,130	228,665	283,774	26.14	0.01540114	0.01921214	8,747	43,536	281,344	324,880	340,529	37.14	0.01832924
Marionville	0.00528240	0	30,731	47,293	78,024	78,024 *	32.44	0.00528240	0.00528240	0	30,731	62,898	93,629	93,629 *	38.93	0.00528240
Marionville	0.01144118	5,209	29,707	110,248	139,955	168,993	26.87	0.00947525	0.01144118	5,209	29,707	167,546	197,253	202,791	37.87	0.01112869
Marionville	0.00891310	4,058	34,829	85,887	120,716	131,652	29.75	0.00817274	0.00891310	0	34,829	123,153	157,982	157,982 *	38.93	0.00891310
Marionville	0.00547349	0	29,707	51,140	80,847	80,847 *	32.44	0.00547349	0.00547349	0	29,707	67,309	97,016	97,016 *	38.93	0.00547349
Marionville	0.01286447	5,857	51,219	123,963	175,182	190,016	29.91	0.01186018	0.01286447	0	51,219	176,800	228,019	228,019 *	38.93	0.01286447
Marionville	0.01097554	0	58,902	103,213	162,115	162,115 *	32.44	0.01097554	0.01097554	0	58,902	135,637	194,538	194,538 *	38.93	0.01097554
Marionville	0.09537760	43,424	60,133	919,065	979,198	1,408,782	22.55	0.06629380	0.09537760	43,424	60,133	1,396,718	1,456,851	1,690,539	33.55	0.08219329
Marionville	0.00750299	3,416	35,853	72,299	108,153	110,824	31.66	0.00732216	0.00750299	0	35,853	97,135	132,988	132,988 *	38.93	0.00750299
Marionville	0.03000000	0	443,117	0	443,117	443,117	0.03000000	0.03000000	0	531,741		531,741	531,741			0.03000000
Marionville	0.30000000	0	4,431,173	0	4,431,173	4,431,173	0.30000000	0.30000000	0	5,317,408		5,317,408	5,317,408			0.30000000
<b>RAND TOTAL</b>	<b>1.00000000</b>	<b>149,399</b>	<b>\$11,155,094</b>	<b>\$3,615,484</b>	<b>\$14,770,578</b>	<b>\$14,770,578</b>	<b>1.00000000</b>	<b>1.00000000</b>	<b>86,305</b>	<b>\$12,129,952</b>	<b>\$5,594,742</b>	<b>\$17,724,693</b>	<b>\$17,724,693</b>			<b>1.00000000</b>

14,770,578  
(11,155,094)  
(251,821)  
(201,646)

17,724,693  
(12,129,952)  
(743,509)  
(1,802,610)  
(272,652)

3,162,017

\$2,775,971

	2000								2001							
	\$15,509,107								\$16,284,562							
	2000 POPULATION PERCENTAGE	1992 POP.	FLOOR ALLOCATION	ADDITIONAL ALLOCATION	TOTAL ALLOCATION	2000 POPULATION ALLOCATION	2000 PER CAPITA ALLOCATION	2000 ALLOCATION PERCENTAGE	2001 POPULATION PERCENTAGE	1992 POP.	FLOOR ALLOCATION	ADDITIONAL ALLOCATION	TOTAL ALLOCATION	2001 POPULATION ALLOCATION	2001 PER CAPITA ALLOCATION	2001 ALLOCATION PERCENTAGE
Airfield	0.09030606	0	\$460,969	\$939,597	\$1,400,566	\$1,400,566 *	\$34.06	0.09030606	0.09030606	0	\$460,969	1,009,626	\$1,470,595	\$1,470,595 *	\$35.77	0.09030606
Hamilton	0.14019129		2,678,767	0 *	2,678,767	2,174,242	41.97	0.17272221	0.14019129		2,678,767	0 *	2,678,767	2,282,954	41.97	0.16449734
MiddleTown	0.10386679	0	1,546,892	63,989	1,610,881	1,610,881 *	34.06	0.10386679	0.10386679	0	1,546,892	144,533	1,691,425	1,691,425 *	35.77	0.10386679
xford	0.04132576	0	409,750	231,176	640,926	640,926 *	34.06	0.04132576	0.04132576	0	409,750	263,222	672,972	672,972 *	35.77	0.04132576
renton	0.01407031	0	156,661	61,557	218,218	218,218 *	34.06	0.01407031	0.01407031	0	156,661	72,468	229,129	229,129 *	35.77	0.01407031
College Corner	0.00023941		11,543	0 *	11,543	3,713	105.90	0.00074430	0.00023941		11,543	0 *	11,543	3,899	105.90	0.00070886
Jacksonburg	0.00011421		27,268	0 *	27,268	1,771	524.39	0.00175821	0.00011421		27,268	0 *	27,268	1,860	524.39	0.00167449
Millville	0.00165391	0	25,564	87	25,651	25,651 *	34.06	0.00165391	0.00165391	0	25,564	1,369	26,933	26,933 *	35.77	0.00165391
Monroe	0.01035615	0	153,384	7,231	160,615	160,615 *	34.06	0.01035615	0.01035615	0	153,384	15,262	168,645	168,645 *	35.77	0.01035615
New Miami	0.00593035		164,745	0 *	164,745	91,974	61.02	0.01062250	0.00593035		164,745	0 *	164,745	96,573	61.02	0.01011667
Seven Mile	0.00176812		45,447	0 *	45,447	27,422	56.46	0.00293034	0.00176812		45,447	0 *	45,447	28,793	56.46	0.00279080
Somerville	0.00060841		29,540	0 *	29,540	9,436	106.64	0.00190472	0.00060841		29,540	0 *	29,540	9,908	106.64	0.00181402
Sharonville	0.0040383	2,005	0	47,960	47,960	68,300	23.92	0.00309237	0.0040383	2,005	0	53,490	53,490	71,715	26.68	0.00328470
Indian Springs	0.02233985	10,171	53,780	243,292	297,071	346,471	29.21	0.01915463	0.02233985	10,171	53,780	271,344	325,124	363,795	31.97	0.01996517
Hanover	0.01668845	7,598	47,121	181,745	228,866	258,823	30.12	0.01475690	0.01668845	7,598	47,121	202,701	249,823	271,764	32.88	0.01534107
Lebanon	0.01899469	8,648	64,023	206,861	270,885	294,591	31.32	0.01746616	0.01899469	8,648	64,023	230,713	294,737	309,320	34.08	0.01809916
Liberty	0.02009949	9,151	30,731	218,893	249,624	311,725	27.28	0.01609533	0.02009949	9,151	30,731	244,133	274,864	327,311	30.04	0.01687880
Madison	0.01921214	8,747	43,536	209,229	252,765	297,963	28.90	0.01629786	0.01921214	8,747	43,536	233,355	276,891	312,861	31.66	0.01700325
Wilford	0.00528240	0	30,731	51,194	81,925	81,925 *	34.06	0.00528240	0.00528240	0	30,731	55,290	86,022	86,022 *	35.77	0.00528240
Worgan	0.01144118	5,209	29,707	124,600	154,307	177,443	29.62	0.00994943	0.01144118	5,209	29,707	138,967	168,674	186,315	32.38	0.01035790
Worfield	0.00891310	4,058	34,829	97,068	131,897	138,234	32.50	0.00850447	0.00891310	4,058	34,829	108,260	143,089	145,146	35.26	0.00878680
Wesley	0.00547349	0	29,707	55,182	84,889	84,889 *	34.06	0.00547349	0.00547349	0	29,707	59,427	89,133	89,133 *	35.77	0.00547349
Wesson	0.01286447	5,857	51,219	140,100	191,319	199,516	32.66	0.01233591	0.01286447	5,857	51,219	156,254	207,473	209,492	35.42	0.01274049
W. Clair	0.01097554	0	58,902	111,319	170,221	170,221 *	34.06	0.01097554	0.01097554	0	58,902	119,830	178,732	178,732 *	35.77	0.01097554
Winton	0.09537760	43,424	60,133	1,038,707	1,098,840	1,479,221	25.30	0.07085126	0.09537760	43,424	60,133	1,158,476	1,218,609	1,553,183	28.06	0.07483214
W. Wayne	0.00750299	0	35,853	80,512	116,365	116,365 *	34.06	0.00750299	0.00750299	3,416	35,853	91,133	126,986	122,183	37.17	0.00779794
W.ark Board	0.03000000	0	465,273	0	465,273	465,273		0.03000000	0.03000000	0	488,537	0	488,537	488,537		0.03000000
W.utter County	0.30000000	0	4,652,732	0	4,652,732	4,652,732		0.30000000	0.30000000	0	4,885,369	0	4,885,369	4,885,369		0.30000000
<b>RAND TOTAL</b>	<b>1.00000000</b>	<b>104,868</b>	<b>\$11,398,808</b>	<b>\$4,110,298</b>	<b>\$15,509,107</b>	<b>\$15,509,107</b>		<b>1.00000000</b>	<b>1.00000000</b>	<b>108,284</b>	<b>\$11,654,709</b>	<b>\$4,629,854</b>	<b>\$16,284,562</b>	<b>\$16,284,562</b>		<b>1.00000000</b>

15,509,107  
 (11,398,808)  
 (364,039)  
 (1,157,293)  
 (80,512)

-----  
 \$2,506,455

16,284,562  
 (11,654,709)  
 (496,853)  
 (1,244,173)

-----  
 \$2,880,827